


MPSP Distribution Drawer 1U-48SC and 2U-96SC


Prysmian Part Numbers: See table on page 4.




2U closed



2U opened (LP)



1U closed



1U opened (RP)

The MPSP distribution drawer is for installation into 19 inch and ETSI racks or cabinets. The drawer is pre-loaded with splice cassettes, pigtails and patch panels according to the design for 48 or 96 SC type optical connectors. The drawer is designed for use with ANT splice protectors and the splice protectors are supplied in the kit. The unit is a swing-out design allowing for easy access to the splicing cassettes and patch panel at the back. The unit can be supplied for either left or right hand pivoting. Transparent adapter dust caps allow for testing connections on the patch panel with visible light.

Features and Benefits

- Excellent optical fibre cord management, minimum cable and patchcords movement.
- Drawers available in right-pivoting (RP) and left-pivoting (LP) version
- Pigtails of semi-tight coated type, coloured on both 900µm and 250µm coating to provide full colour identification for splicing
- Transparent adapter dust caps for visible light testing
- Supplied with single element splice cassettes (max 12 splices)
- Splice cassettes for ANT or mini heat shrink splice protectors.
- Easy accessible swappable splice cassettes.
- Cable and fibre bend protections (min. fibre bend 30 mm)
- Cable entry for max. 2 cables at the backside, optional on left or right side.
- Adapter numbering on patchpanel.
- Flexible rear and front mount.

Kit Contents

Drawer, pre-loaded with splice cassettes, pigtails and adapters. Either supplied with ANT splice protectors and with no splice protectors. See part number table on page 3.

Additional Items

- Cover kit
- Side entry kit
- Heat Shrink Splice Protectors

Technical Data

Drawer

• Dimensions:	1U	2U
• Height	44 mm	88 mm
• Width (excl. mounting brackets)	458 mm	
• Depth	302 mm	
• Mounting options	19 inch (ETSI brackets on request)	
• Mounting positions	Front recessed – 100mm Rear recessed – 20mm	
• Material:		
• Powder coated mild steel plate		
• Colour according to RAL 7035		
• Cable bending radius rear mounted	Minimum 135 mm for a 19" cabinet	

Splice cassettes

• Type and number	SE type, 12 splices/cassette, 8 cassettes/drawer
• Splice protectors	ANT type
• Fibre storage length	Maximum 150 cm

Adapters

• Type	SC/APC Zirconia, conforming to IEC 60874
• Dust caps	Transparent

Pigtail

• General:	
• Pigtail colour	12 pcs, primary and secondary coating coloured
• Pigtail coating	Easy strip, semi-tight coated
• Connector type	SC/APC 8°
• Pigtail fibre	ITU-T G.657 A1 or ITU-T G.657 A2
• Pigtail diameter	900µm
• Applicable standards	IEC 61753/61754/61755
• Optical Characteristics:	
• Insertion loss requirements	IEC 60753-1 Grade C
• Insertion Loss, max average, random mated	0.25 dB random mated
• Insertion Loss, max for >97% of samples	0.50 dB random mated
• Insertion Loss, max for 100% of samples	0.70 dB random mated
• Insertion Loss, max for 100% of samples ,	0.30 dB to reference connector
• Return Loss requirements	IEC 60753-1 Grade 1
• Return Loss, minimum	≥ 65 dB

Technical Data

Identification

Splice cassette	PATCHPANEL ADAPTER NUMBERING											
1	1	2	3	4	5	6	7	8	9	10	11	12
2	13	14	15	16	17	18	19	20	21	22	23	24
3	25	26	27	28	29	30	31	32	33	34	35	36
4	37	38	39	40	41	42	43	44	45	46	47	48
5	49	50	51	52	53	54	55	56	57	58	59	60
6	61	62	63	64	65	66	67	68	69	70	71	72
7	73	74	75	76	77	78	79	80	81	82	83	84
8	85	86	87	88	89	90	91	92	93	94	95	96
Pigtail colour	RED	WHITE	YELLOW	BLUE	GREEN	VIOLET	BROWN	BLACK	ORANGE	TURQUOISE	PINK	GREY

Temperature characteristics

- Transport & storage: -10°C - +50°C
- Installation: -10°C - +50°C
- Operation : -20°C - +60°C

Part Numbers:

Height	Pivoting	Connector type	No. of connectors	Pigtail fibre	Splice protectors Supplied	Part Number
1U	Left	SC/APC	48	ITU-T G.657 A2	None	XXSC02221
1U	Left	SC/APC	48	ITU-T G.657 A1	ANT	XXSC02341
1U	Left	SC/APC	48	ITU-T G.657 A2	ANT	XXSC02238
1U	Right	SC/APC	48	ITU-T G.657 A2	None	XXSC02222
1U	Right	SC/APC	48	ITU-T G.657 A1	ANT	XXSC02344
1U	Right	SC/APC	48	ITU-T G.657 A2	ANT	XXSC02239
2U	Left	SC/APC	96	ITU-T G.657 A2	None	XXSC02219
2U	Left	SC/APC	96	ITU-T G.657 A1	ANT	XXSC02337
2U	Left	SC/APC	96	ITU-T G.657 A2	ANT	XXSC02218
2U	Right	SC/APC	96	ITU-T G.657 A2	None	XXSC02220
2U	Right	SC/APC	96	ITU-T G.657 A1	ANT	XXSC02339
2U	Right	SC/APC	96	ITU-T G.657 A2	ANT	XXSC02237

Additional Items

Cover Kit

The cover is designed to protect the drawer
The kit includes two screws to fasten the cover to the drawer

Prysmian Part No. - XXSC02224



Side Entry Kit

The side entry kit enables entry and tension relief of the incoming feeder cable on the side of the drawer, designed to protect the drawer
The kit includes four screws to fasten the side entry bracket to the drawer.

Note: Side entry not available for 1U

Prysmian Part No. - XXSC02223 (for 2U drawers only)



Heat Shrink Splice Protectors

Splice protectors are used to protect the fibre splice in cases where ANT splice protectors are not required. They are 1.5mm in diameter and 30mm in length.

Prysmian Part No. - XPESC00057 (pack of 50)



Please contact your local sales office listed on www.prysmiangroup.com

© Prysmian Group 2013, All Rights Reserved.
The information contained within this document must not be copied, reprinted or reproduced in any form, either wholly or in part, without the written consent of Prysmian Group. The information is believed correct at the time of issue. Prysmian Group reserves the right to amend this specification without notice. This specification is not contractually valid unless specifically authorised by Prysmian Group.